

Modular Cooking Range Line thermaline 90 - 800 mm Closed Work top, 1 Side with Backsplash

ITEM # _____

MODEL # _____

NAME # _____

SIS # _____

AIA # _____



589165 (MCNABBH000)

Closed work top, one-side
operated with backsplash

Short Form Specification

Item No.

Closed work top, 800 mm wide, constructed according to DIN 18860_2 with 20 mm drop nose top. Internal frame for heavy duty sturdiness in 2 mm and 3 mm in 1.4301 (AISI 304). 2 mm top in 1.4301 (AISI 304). Flat surface construction, easily cleanable. THERMODUL connection system enables seamless worktop when units are connected and avoids soil penetrating.

IPX5 water resistant certification.

Configuration: One-side operated top with backsplash. The base needs to be supplied by the factory. Please include appropriate base.

Main Features

- All major components may be easily accessed from the front.
- THERMODUL connection system creates a seamless work top when units are connected to each other thus avoiding soil penetrating vital components and facilitating the removal of units in case of replacement or service.

Construction

- IPX5 water resistance certification.
- 2 mm top in 1.4301 (AISI 304).
- Flat surface construction with minimal hidden areas to easily clean all surfaces
- Internal frame for heavy duty sturdiness in 2 mm and 3 mm in 1.4301 (AISI 304).
- Unit constructed according to DIN 18860_2 with 20 mm drop nose top.

Optional Accessories

- Connecting rail kit for appliances with backsplash, 900mm PNC 912499 ☐
- Portioning shelf, 800mm width PNC 912526 ☐
- Portioning shelf, 800mm width PNC 912556 ☐
- Folding shelf, 300x900mm PNC 912581 ☐
- Folding shelf, 400x900mm PNC 912582 ☐
- Fixed side shelf, 200x900mm PNC 912589 ☐
- Fixed side shelf, 300x900mm PNC 912590 ☐
- Fixed side shelf, 400x900mm PNC 912591 ☐
- Connecting rail kit for appliances with backsplash: modular 90 (on the left) to ProThermetic tilting (on the right), ProThermetic stationary (on the left) to ProThermetic tilting (on the right) PNC 912981 ☐
- Connecting rail kit for appliances with backsplash: modular 90 (on the right) to ProThermetic tilting (on the left), ProThermetic stationary (on the right) to ProThermetic tilting (on the left) PNC 912982 ☐
- Back panel, 800x700mm, for tops and units with backsplash PNC 913013 ☐
- Back panel, 800x800mm, for tops and units with backsplash PNC 913026 ☐
- Endrail kit, flush-fitting, with backsplash, left PNC 913117 ☐
- Endrail kit, flush-fitting, with backsplash, right PNC 913118 ☐
- Endrail kit (12.5mm) for thermaline 90 units with backsplash, left PNC 913208 ☐
- Endrail kit (12.5mm) for thermaline 90 units with backsplash, right PNC 913209 ☐
- U-clamping rail for back-to-back installations with backsplash PNC 913226 ☐
- - NOT TRANSLATED - PNC 913232 ☐
- SIDE PANEL TL90 WALL MOUNT. (L) H400 PNC 913636 ☐

APPROVAL: _____



Electrolux
PROFESSIONAL

**Modular Cooking Range Line
thermaline 90 - 800 mm Closed
Work top, 1 Side with Backsplash**

- | | | |
|--|------------|--------------------------|
| • SIDE PANEL TL90 WALL MOUNT. (R)
H400 | PNC 913637 | <input type="checkbox"/> |
| • SIDE PANEL TL90 WALL MOUNT. (L)
H400,FL | PNC 913638 | <input type="checkbox"/> |
| • SIDE PANEL TL90 WALL MOUNT. (R)
H400,FL | PNC 913639 | <input type="checkbox"/> |
| • ADD. WALL MOUNT. FIXATION USA | PNC 913640 | <input type="checkbox"/> |
| • TL85/90 WALL MOUNTING KIT - TOP
800MM | PNC 913652 | <input type="checkbox"/> |

**Modular Cooking Range Line
thermaline 90 - 800 mm Closed Work top, 1 Side with Backsplash**

The company reserves the right to make modifications to the products
without prior notice. All information correct at time of printing.

2025.06.12



Electrolux
PROFESSIONAL

Modular Cooking Range Line thermaline 90 - 800 mm Closed Work top, 1 Side with Backsplash

Key Information:


External dimensions, Width:
589165 (MCNABBH000) 800 mm

External dimensions, Depth: 900 mm

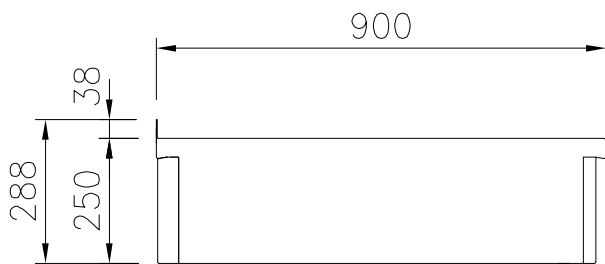
External dimensions, Height: 250 mm

Net weight: 30 kg

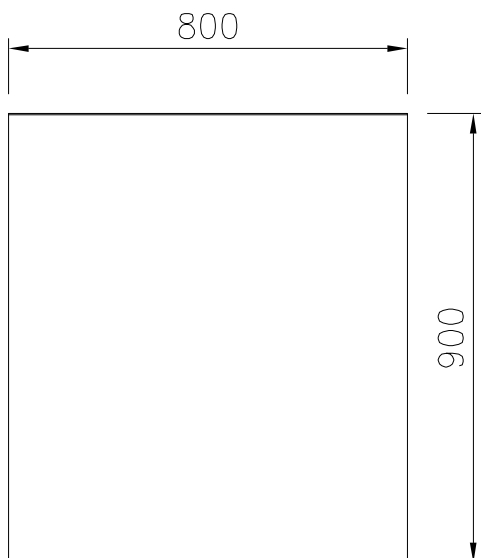
Front



Side



Top



Modular Cooking Range Line
thermaline 90 - 800 mm Closed Work top, 1 Side with Backsplash

The company reserves the right to make modifications to the products
without prior notice. All information correct at time of printing.

2025.06.12